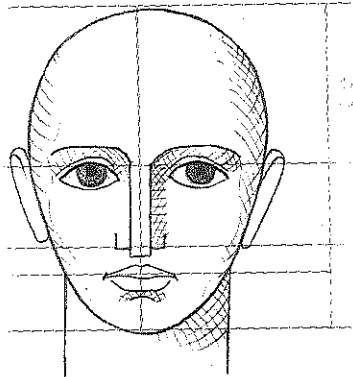


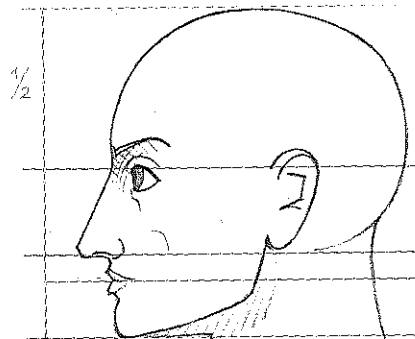
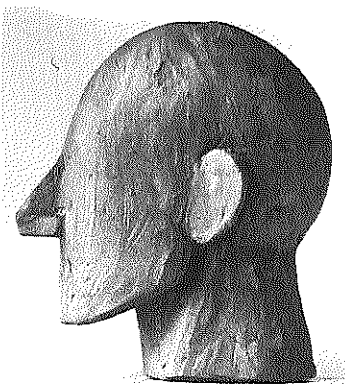
Now for the details:

The head

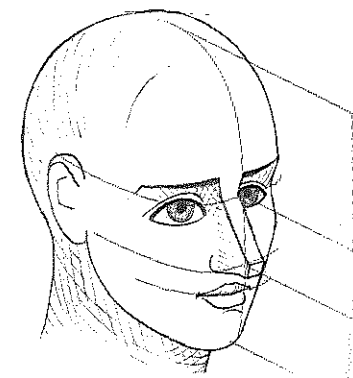


As you can see, the head is basically a sphere with a shield-like face.

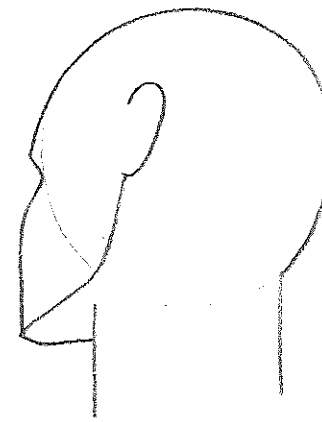

The head can be viewed as an ellipse, and divided by a vertical line down the middle. Horizontal lines can be added for the eyes, nose and mouth.



For the side view, the face is divided in the same way.



Slowly turn the head round to the original position; this produces what is called the half-profile view.



Practise drawing the head in different positions.

